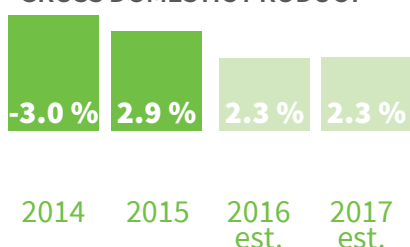
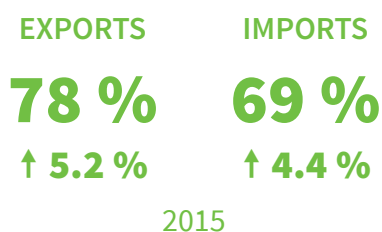


Slovenian Economy in Figures

GROSS DOMESTIC PRODUCT



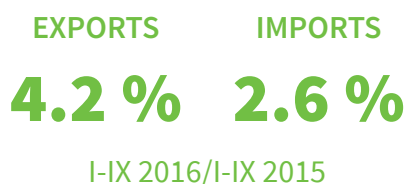
% OF EXPORTS/IMPORTS IN GDP AND ANNUAL CHANGE



% OF TURNOVER ECONOMY IN THE FOREIGN MARKET OF TOTAL TURNOVER

37.0 %
2015

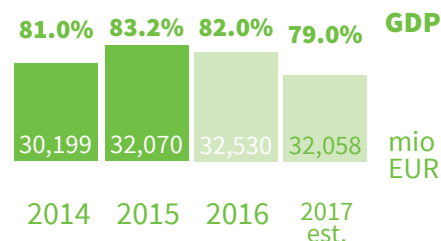
EXPORTS AND IMPORTS OF GOODS



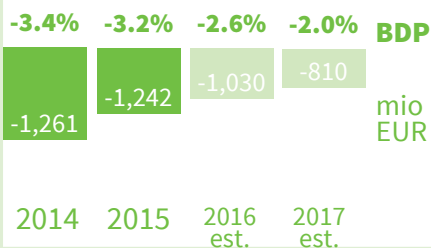
GROSS EXTERNAL DEBT

43,400 mio EUR
111 % BDP
08/31/2016

GROSS PUBLIC DEBT



GOVERNMENT DEFICIT



SLOVENIA'S SOVEREIGN RATING 2016/2008

Agency	Rating	Change
Moody's	Baa3 stable / Aa2	↓ 7
S&P	A stable / A-1	↓ 3

YTM OF 10-YEAR GVT. BOND



6-MONTH EURIBOR



VALUE OF CONSTRUCTION OUTPUT




INVESTMENTS

Category	Value
Gross Fixed Capital Formation	-5.7 %
Gross Fixed Capital Formation	-22.4 %
Gross Fixed Capital Formation	11.8 %

1H 2016/1H 2015

**ELECTRICITY CONSUMPTION
IN MANUFACTURING**



ENERGY PRICES IN EUR

8.6 % -22.3 %

X 2016/
X 2015 12-month trail-
ing change

NON-ENERGY PRICES IN EUR

3.9 % -4.5 %

X 2016/
X 2015 12-month trail-
ing change

**AVERAGE DAILY AMOUNT
OUTSTANDING**

-16.9 %

X 2016/X 2015

330 thous. EUR

X 2016

UNSOLVED COURT PROCEEDINGS

-23.0 %

1H 2016/1H 2015

175 thousands

End of June 2016

RECEIVED CASE IN DISPUTE

-1.6 %

1H 2016/1H 2015

365 thousands

1H 2016

**GROSS HOURLY LABOUR COST IN
PRIVATE SECTOR IN 2015**

15.8 EUR 25.0 EUR

Slovenia

EU-28

REGISTERED UNEMPLOYMENT

-9.5 %

X 2016/X 2015

97,263

X 2016

**ILO
UNEMPLOYMENT RATE**

7.7 %

IX 2016, Eurostat

**NUMBER OF INITIATED
BANKRUPTCY PROCEEDINGS**

5.6 %

I-IX 2016/I-IX 2015

921

I-IX 2016

**NUMBER OF INITIATED
COMPULSORY SETTLEMENT**

-5.0 %

I-IX 2016/I-IX 2015

95

I-IX 2016

**NUMBER OF STARTED LIQUIDATION
PROCEEDINGS AND VOLUNTARY**

13.1 %

I-IX 2016/I-IX 2015

95

I-IX 2016

INFLATION RATE - HICP

0.6 %

X 2016/X 2015

NEW LOANS TO CORPORATES

19.4 %

I-IX 2016/I-IX 2015

**INTEREST RATES FOR NEW
CORPORATE LOANS**

